

## ANZCA Conference Virtual Guide

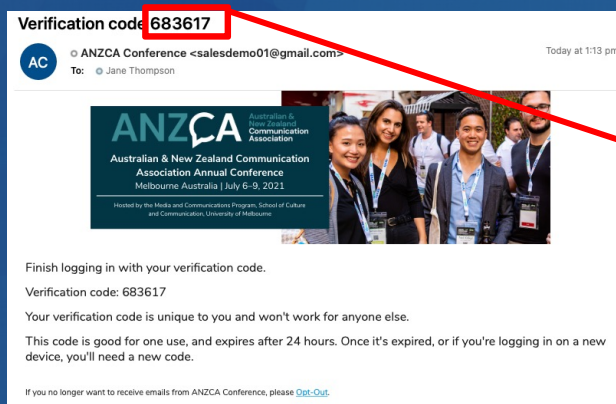
The ANZCA 2021 Conference takes place from 6<sup>th</sup> - 9<sup>th</sup> July 2021. This guide includes important information on accessing the platform. Please take the time to read it through.

[CLICK HERE TO ACCESS VIRTUAL PLATFORM](#)



Log in using your First Name, Last Name & Email Address

You will be sent a verification code to your email address  
**Please note, verification code can take up to 5 minutes to deliver**



### Troubleshooting Log In:

Ensure you are entering the same email you registered with for the event.

**Check spam and junk** folders for the email. If you still do not receive the verification code contact [conference@anzca.org](mailto:conference@anzca.org)

## How to Navigate the ANZCA Conference Hub

**ANZCA** Australian & New Zealand Communication Association

Australian & New Zealand Communication Association Annual Conference  
Melbourne, Australia | July 6-9, 2021  
Hosted by the Media and Communications Program, School of Culture and Communication, University of Melbourne

Sponsored by:  
**THE UNIVERSITY OF MELBOURNE**  
**Mindframe**

**ANZCA** ANZCA 2021 Conference

Home Page Conference Program On Demand Sponsors

Welcome Jane

Upcoming Sessions [View all sessions](#)

Tuesday, July 6, 10:00 AM - 10:30 AM GMT+10  
**Welcome and Introductions** [Remove](#)

Tuesday, July 6, 10:30 AM - 12:30 PM GMT+10  
**SESSION 1 - The ECR Experience: Current Perspectives and Challenges** [Remove](#)  
Chairs: Roxanna Holdsworth (University of Waikato) and Dan Andrew (University of Canberra)

Tuesday, July 6, 12:30 PM - 1:15 PM GMT+10  
**Lunch / Virtual Networking** [Add](#)

Tuesday, July 6, 1:15 PM - 3:15 PM GMT+10  
**SESSION 2 - Academic Writing and Publishing in Media and Communication** [Add](#)  
Chair: Ashleigh Haw (University of Melbourne)

Event Details

**ANZCA** Australian & New Zealand Communication Association  
Association Annual Conference  
Melbourne, Australia | July 6-9, 2021  
Hosted by the Media and Communications Program, School of Culture and Communication, University of Melbourne

Sponsored by:  
**THE UNIVERSITY OF MELBOURNE**  
**Mindframe**

**ANZCA 2021 Conference**  
July 6 - July 9, 2021  
[Visit event website](#)

University of Melbourne  
Parkville

Your Information

### ANZCA ANZCA 2021 Conference

Home Page Conference Program On Demand Sponsors



This is the homepage of the virtual event. You will be able to view live and upcoming sessions, featured sponsors or exhibitors, and basic event details.

This tab lists all the sessions available for you to attend during the conference.

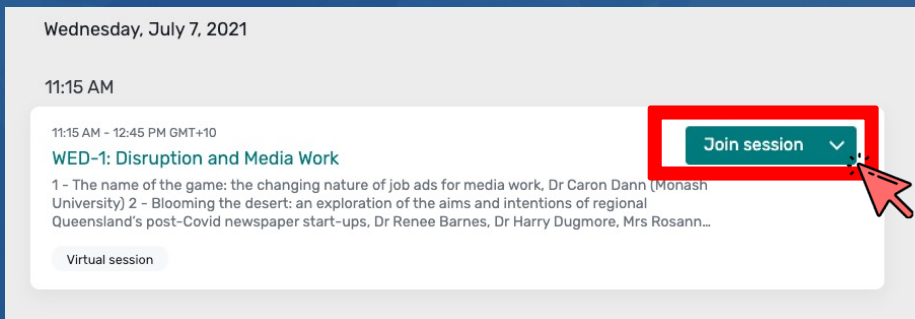
This page lists the session recordings that are available on-demand.

This page lists all the sponsors for the event.

The calendar symbol allows you to see your personalised program based on the session you add/remove from the program.

## To Join Sessions

1. Click the “Conference Program” tab in the menu bar.
2. Search or scroll down to your session in the program.
3. Click the “Join Live Session” button.

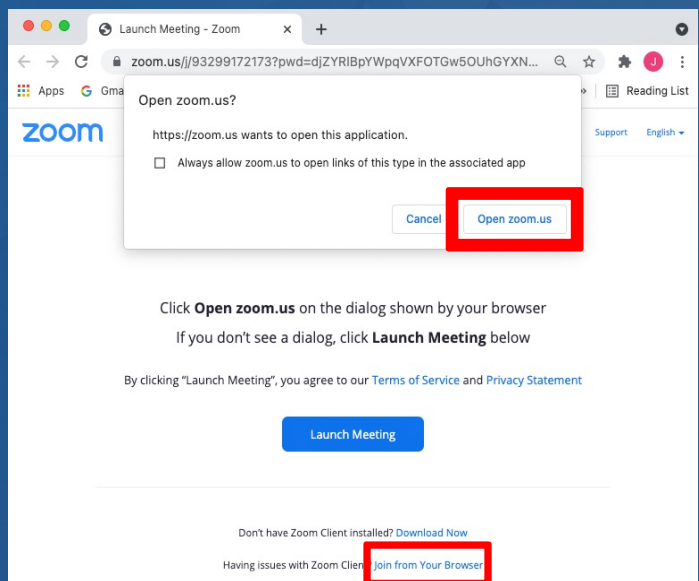
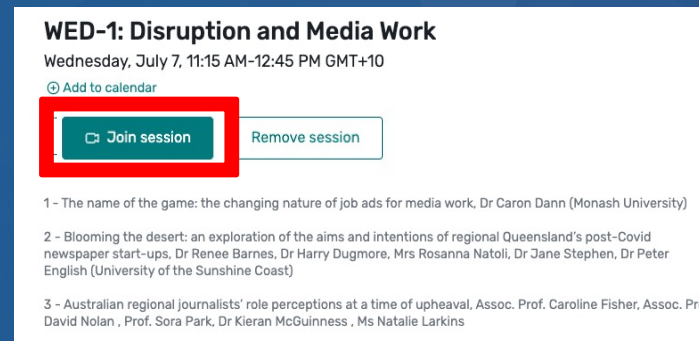


**Please note: This button will only become available 5 minutes prior to the session start time.**

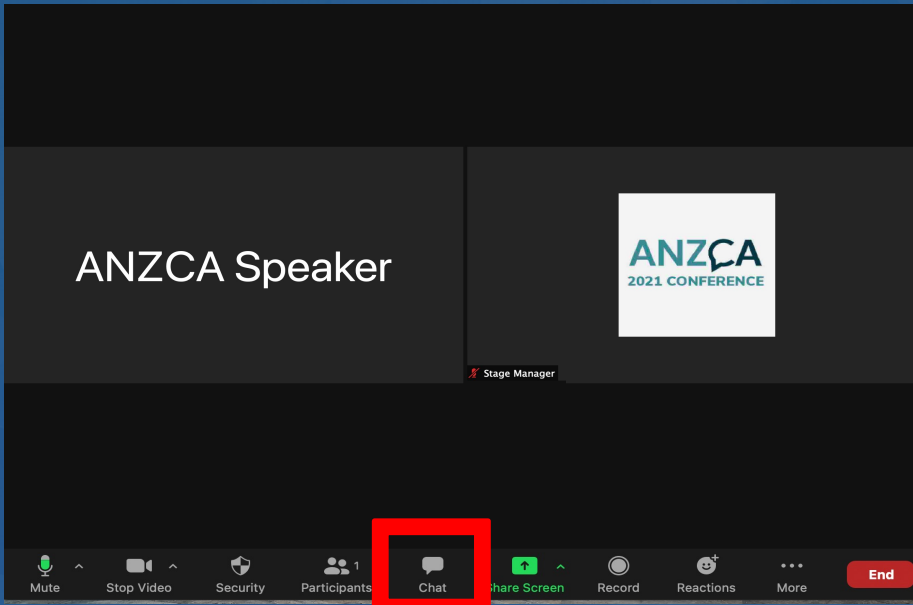
4. This will take you to the detail session information, click the “Join Live Session” button to enter the live stream.

5. A new tab in your browser will open and launch Zoom (please ensure your settings allow for pop-up windows).

6. Click “Open Zoom.us” or click “Join from Your Browser” if you do not have Zoom downloaded your desktop.



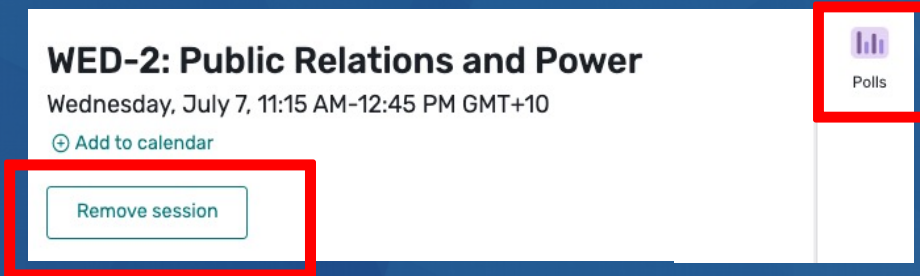
Once you are in the Zoom, please remain on mute while speakers are presenting.



Use to Chat function to ask questions for the speaker.  
Once the session has finished, you will remain logged into the platform and can move to another session.

## People's choice awards – voting using polling

To vote on your session's presentations, there will be polls set up for each session which allows you to vote on each presentations.



Please note: the session will need to be added to your conference schedule, simply click the "Add" button and the poll will then appear.

